




VMT Efficient + Infill Areas – New SANDAG Model

58,000 Housing Units Planned in General Plan

Model	Housing Units	% of Housing Unit capacity
Old Model	5,425	9.4%
New Model	5,870	10.1%

Legend

-  VMT Efficient Areas
-  Infill Areas
-  Village Areas (excluding high & very high fire)

